

Foundation Programme  
in Literacy, Numeracy and Skills  
(FPLNS)

मराठी

**MARATHI**

**GRADE 8**

Educator's Guidelines

Theme 1: Me  
**My Family**

---

MAHATMA GANDHI INSTITUTE  
under the aegis of  
MINISTRY OF EDUCATION AND HUMAN RESOURCE  
Republic of Mauritius

2026



A colorful illustration of a family. A woman on the left is smiling and looking towards a man in the center who is hugging a child. Another child is visible on the right. The background is filled with stylized, warm-toned foliage and abstract shapes in shades of blue, orange, and yellow.

# Table of content

<b>Guide to Educators</b> .....	<b>iii</b>
<b>Resources</b> .....	<b>iv</b>
<b>Activity 1: Listen and repeat.</b> .....	<b>1</b>
<b>Activity 2 : Oral questioning.</b> .....	<b>2</b>
<b>Activity 3: Matching.</b> .....	<b>3</b>
<b>Activity 4: Search for the given words.</b> .....	<b>4</b>
<b>Activity 5: Rearrange the alphabets to form the correct words.</b>	<b>5</b>
<b>Activity 6: Identify the family members.</b> .....	<b>6</b>
<b>Activity 7: Draw and label your family tree.</b> .....	<b>7</b>
<b>Activity 8: Fill in the blanks.</b> .....	<b>8</b>
<b>Activity 9: Rearrange the words.</b> .....	<b>9</b>

# Guide to Educators

---

## Learning Outcomes

- Recognise vocabulary words related to the family.
- Speak about their family members.
- Distinguish the roles of family members.
- Understand the importance of family and develop a sense of duty towards the family unit.

## Activities

- Listen and repeat.
- Oral questioning.
- Matching.
- Search for the given words.
- Rearrange the letters to form the correct words.
- Identify the family members.
- Draw and label your family tree.
- Fill in the blanks.
- Rearrange the words.

## Other Proposed Activities

- Storytelling.
- Games.
- Scenario-based role play.
- Reading alphabets with proper pronunciation.
- Scenario-based questions: identify good and bad behaviours.


## Additional Resources

- Pictures and flashcards.
- Videos and audios.
- Family tree.
- Alphabet charts.

## Portfolio Assessment

- Skills-based assessments.

# Resources:



## Activity 1: Listen and repeat.

### Listening and Reading Activities:

- The Educator reads the lyrics aloud and plays the song.
- The students listen and repeat the song.

बहीण माझी छोटीशी  
हसते किती छान छान

मी तिचा दादा आहे  
फिरवितो तिला लांब लांब

आमची आहे छान छान  
गट्टी आता जमली

छोटीशी बहीण माझी  
घसरून धपकन पडली

मी तिला रोज रोज  
गाणी शिकवितो छान छान

पण, बहीण माझी खोडकर  
खोडी काढते फार फार

कोमल जगताप

The Educator may access the audio-visual version of the above song through this link: <https://youtu.be/NLCzCk65i5o?si=hQpShF3kS3YhHWdA>

## Activity 2 : Oral questioning.

### Listening and Speaking Activities:

The Educator:

- reads aloud the relationships of family members and the students repeat.
- asks the questions clearly.

The students listen to the questions, think, and answer orally.

### कुटुंबातील सदस्य




आजी	आजी
आजोबा	आजोबा
बाबा	आई
काकू	मामी
नाना	मामा
दादा	ताई
धाकटा भाऊ	धाकटी बहीण

१. तुमच्या कुटुंबात किती माणसे आहेत?
२. तुमच्या कुटुंबात कोण कोण आहेत?
३. तुमचे आपल्या कुटुंबावर प्रेम आहे का? का?
४. तुम्ही आपल्या कुटुंबाला कशी मदत करता?
५. तुम्ही आपल्या कुटुंबासोबत सण साजरा करता? एका सणाचे नाव सांगा.

### Activity 3: Matching.

#### Listening and Reading Activities:

- The Educator introduces and reads some main family members' names .
- The students identify, read and match the family members' names to their corresponding pictures.



बहीण

आजोबा

आजी

आई

बाबा

भाऊ

## Activity 4: Search for the given words.

### Reading and Writing Activities:

Under the guidance of the Educator, the students:

- read the given words aloud with emphasis on the alphabets.
- copy the words in the blank spaces and read repeatedly.
- search and encircle the listed words hidden within the grid of the crossword.  
The words can be found horizontally, vertically or diagonally.
- copy the words in the blank space and read repeatedly.

बाबा, आई, बहीण, भाऊ, आजोबा, आजी, नाना, काकू

-----, -----, -----, -----, -----, -----, -----, -----


का	कू	ब	चा	म
चा	अ	र	ग	भा
य	ष	इ	आ	ऊ
दा	ऋ	बा	भा	जी
ज	दी	ब	ही	ण
व	क्ष	जी	श	स
आ	ई	ह	ल	दा
भा	खा	ज्ञ	ना	ना
प्रा	ड	जी	घ	प
ह	आ	जो	बा	बा

## Activity 5: Rearrange the letters to form the correct words.

### Reading and Writing Activities:

The students:

- pronounce the letters.
- rearrange the letters and write the correct word for each picture.
- read the words repeatedly.



ई आ

---




ब ण ही

---



ऊ भा

---




जी आ

---



जो बा आ

---



कू का

---

## Activity 6: Identify the family members.

### Reading and Writing Activities:

Under the guidance of the Educator, the students:

- read the phrases.
- write the specific term used for the following family members.

१. तुमच्या आईचे वडील .....
२. तुमच्या आईची आई .....
३. तुमच्या वडिलांची बहीण .....
४. तुमच्या आईची बहीण .....
५. तुमच्या आईचा भाऊ .....
६. तुमच्या वडिलांचा भाऊ .....

## Activity 7: Draw and label your family tree.

### Writing and Speaking Activities:

The students:

- draw their family tree.
- write their name at the bottom of the tree.
- label the members of the family.
- talk about their family members (e.g. “This is my mother. Her name is...”).



## Activity 8: Fill in the blanks.

### Reading and Writing Activities:

- The Educator, brainstorms how a family can run smoothly.
- The students identify how they will distribute the tasks mentioned below among their family members.

१. ----- न्याहारी तयार करतात.
२. ----- फरशी झाडते.
३. ----- भांडी धुतो.
४. आम्ही ----- सोबत खरेदीला जातो.
५. ----- अंगण साफ करतात.
६. ----- कपडे धुते.
७. ----- कचरा टाकतात.
८. ----- गृहपाठ करण्यासाठी मदत करते.
९. ----- पाळीव प्राण्यांना खाऊ देतात.

## Activity 9: Rearrange the words.

### Reading and Writing Activities:

The students:

- read the jumbled words carefully.
- write the sentence correctly.

१. प्रेम / माइया / करतो / पालकांवर / मी

.....

२. माझी / दूध / पिते / बहीण

.....

३. वाजवतो / बासरी / भाऊ / माझा

.....

४. आहेत / नाना / माझे / आनंदी

.....

५. गोष्ट / सांगते / आजी / एक

.....